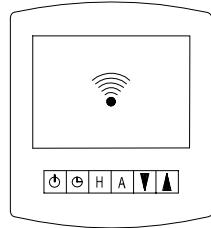
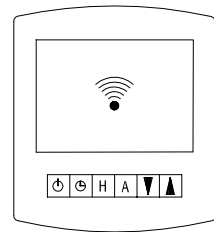


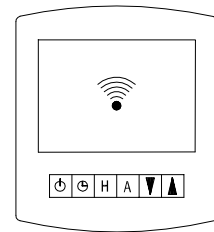
Slimline RF Thermostat
Underfloor heating thermostat No. 1
and/or Hot water programmer



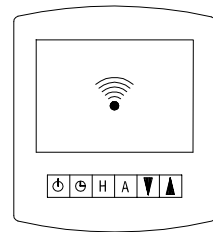
Slimline RF Thermostat
Underfloor heating thermostat No. 2



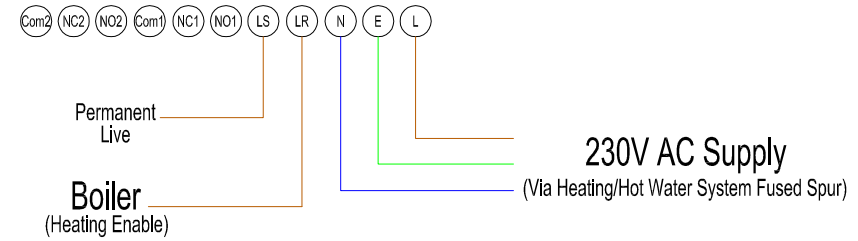
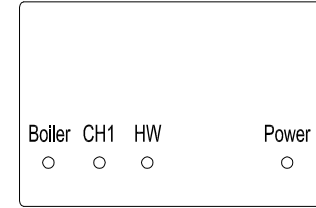
Slimline RF Thermostat
Underfloor heating thermostat No. 3



Slimline RF Thermostat
Underfloor heating thermostat No. 4



RF Switch
Wireless boiler enable receiver
(Where a wired option is not available)



NOTES
THIS DRAWING IS CONFIDENTIAL AND THE COPYRIGHT PROPERTY OF AMBIENTE SYSTEMS UK. IT IS NOT TO BE DISCLOSED, LOANED OR COPIED WITHOUT WRITTEN PERMISSION.
ALL DRAWINGS ARE BASED UPON THE INFORMATION SUPPLIED SO THE CLIENT SHOULD SATISFY THEMSELVES THAT THE DESIGN MEETS ALL THE REQUIREMENTS.

UNDERFLOOR HEATING CONTROLS
WE RECOMMEND THE MOUNTING OF THE WIRING CENTRE WHERE IT CAN BE EASILY ACCESSED FOR MAINTENANCE AND NEAR THE MANIFOLD, BUT NOT IMPEDING ACCESS TO THE MANIFOLD AND COMPONENTS. WE RECOMMEND THERMOSTATS ARE MOUNTED ON INTERNAL WALLS AT A HEIGHT OF 1.5 METERS. THEY SHOULD BE MOUNTED OUT OF AREAS OF STRONG SUNLIGHT AND AWAY FROM SOURCES OF HEAT OR DRAUGHT.

WIRING REQUIREMENTS

From Fused Spur to UH8-RF Wiring Centre:
2 cores +E - 2.5mm cable

From UH8-RF Wiring Centre to Thermo-electric Actuators:
2 cores - 1.0mm flex (Actuators come with 1m flying lead)

From UH8-RF Wiring Centre to Manifold Pump:
3 core - 1.5mm flex

From UH8-RF Wiring Centre to manifold zone valve:
2 core +E - 1.5mm cable

From UH8-RF Wiring Centre to DHW Thermostat:
2 core - 1.0mm flex

From UH8-RF Wiring Centre to DHW Zone Valve:
5 core - 1.0mm flex

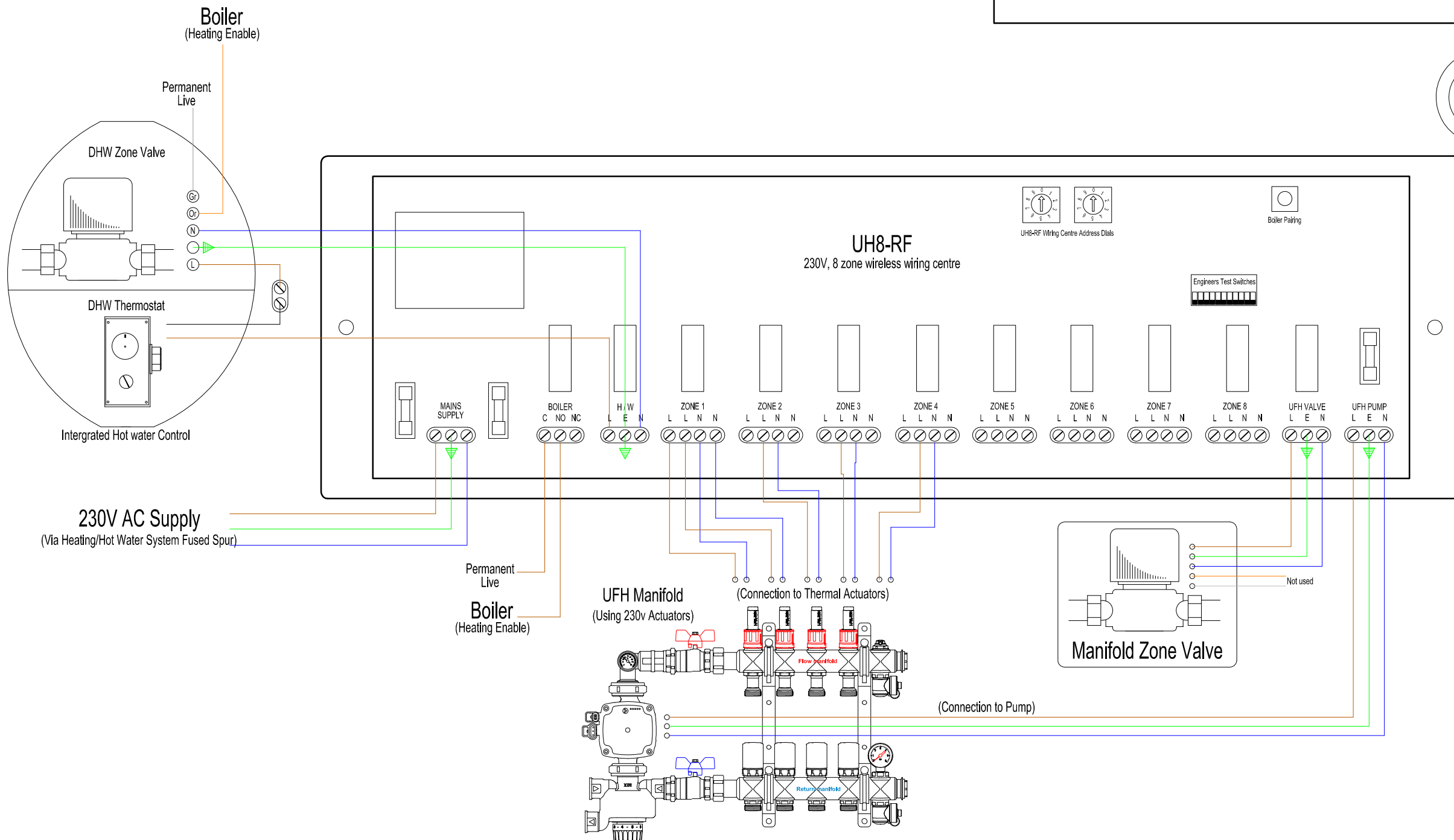
Boiler Enable connections

Wired:
From UH8-RF Wiring Centre to Boiler:
2 core - 1.5mm cable

OR

Wireless:
From Fused Spur to RF Switch:
2 core +E - 1.5mm cable

From RF Switch to Boiler:
2 core - 1.5mm cable



ambiente
more than underfloor

AMBIENTE SYSTEMS UK
HERITAGE HOUSE, 1 WOODSIDE LANE
BELL BAR, HERTS, AL9 6DE
TELEPHONE 08450 70 38 95 FAX 08450 70 38 96
EMAIL Info@ambienteufh.co.uk WEBSITE www.ambienteufh.co.uk

Project
Standard Ambiente Wiring Diagram

TITLE
UH8-RF Wiring Diagram with Slimline RF thermostats and RF Switch boiler enable receiver

SCALE	DATE	DRAWN	CHECKED
N/A	May 2016	RH	RT