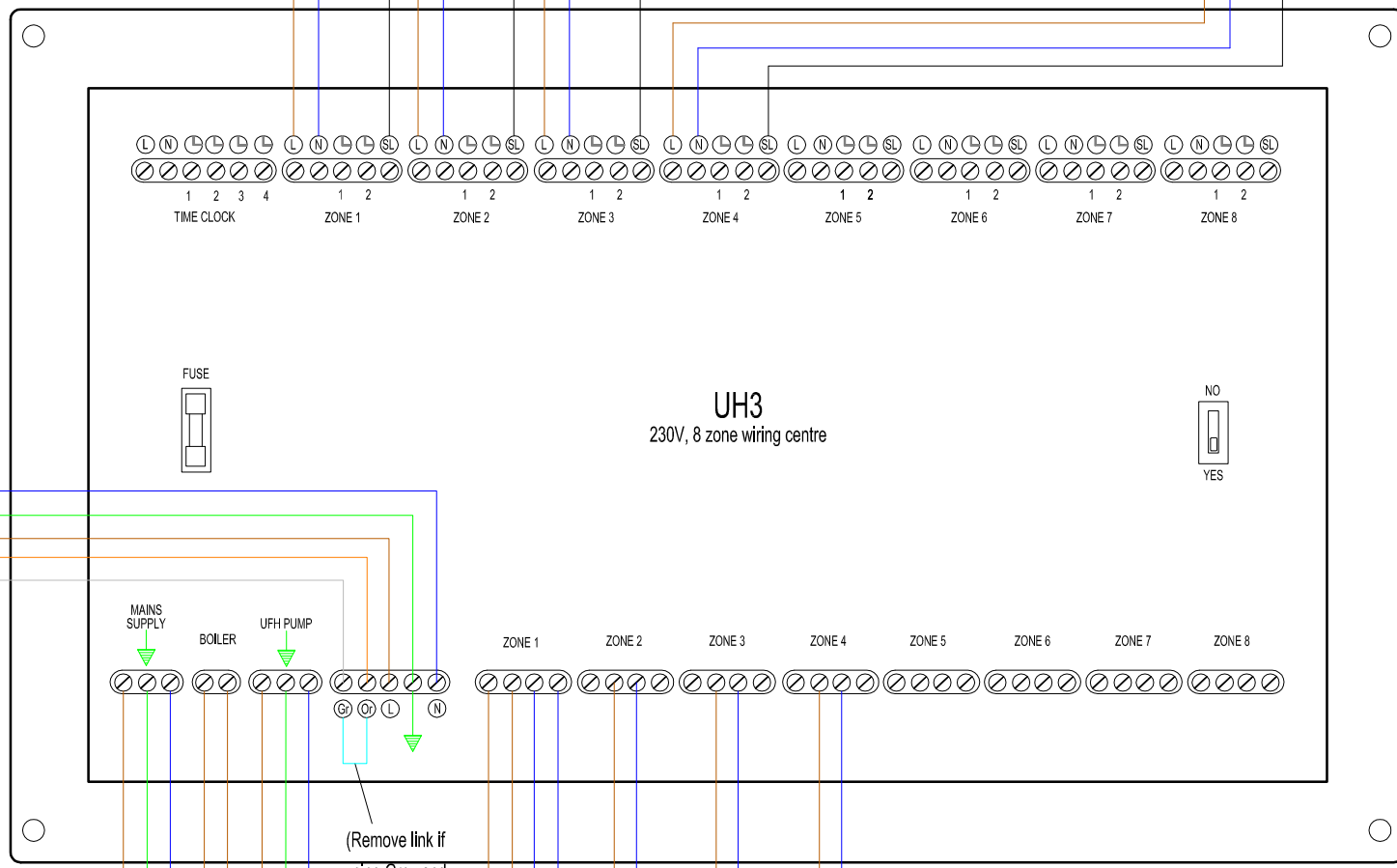
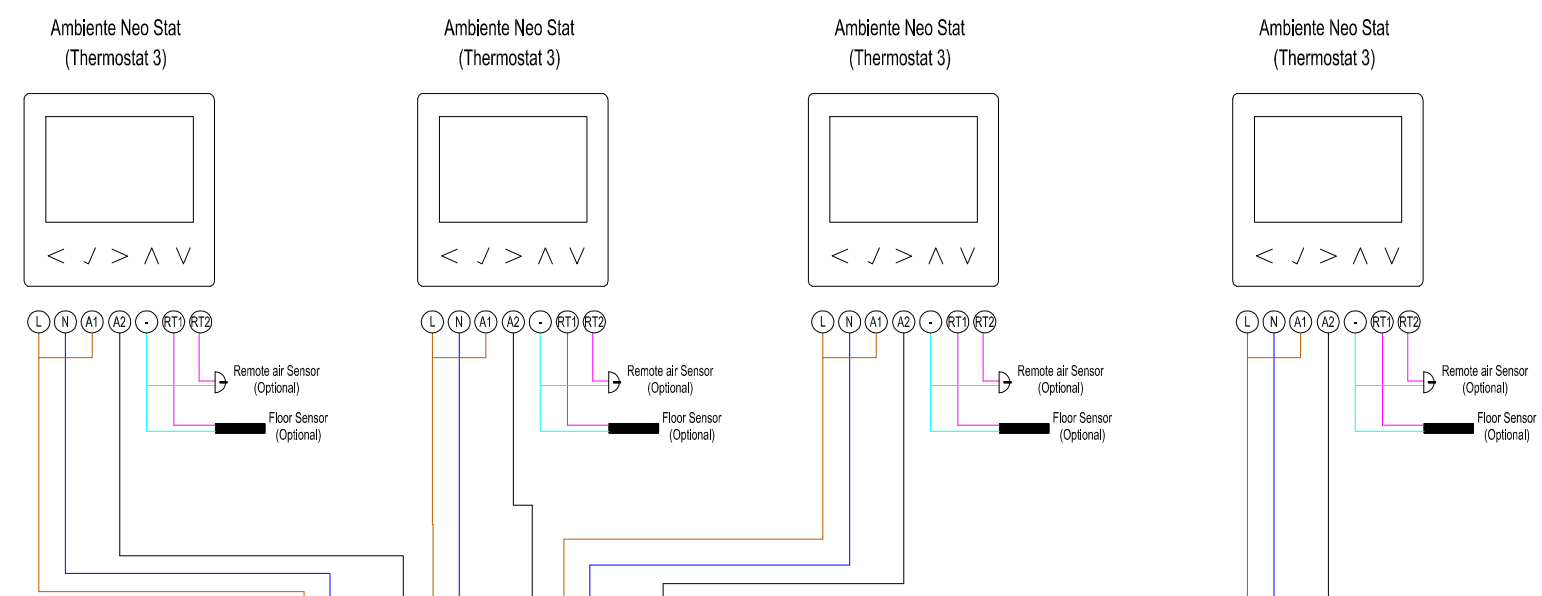
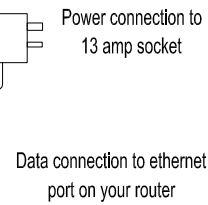


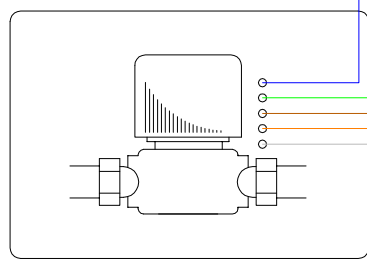


Ambiente Neo Data Hub

(The Neo Data Hub connects and communicates wirelessly to each thermostat / timer and relays the information via your broadband router to your portable smart device for full control whilst on the move)



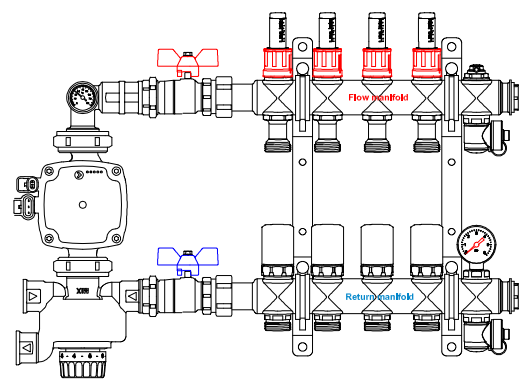
230V AC Supply
(Via Heating/Hot Water System Fused Spur)



Manifold Zone Valve

Boiler
(Heating Enable)

(Connection to Pump)



UFH Manifold
(Using 230v Actuators)

(Remove link if using Grey and Orange from Zone Valve)

(Connection to Thermal Actuators)

NOTES
THIS DRAWING IS CONFIDENTIAL AND THE COPYRIGHT PROPERTY OF AMBIENTE SYSTEMS UK. IT IS NOT TO BE DISCLOSED, LOANED OR COPIED WITHOUT WRITTEN PERMISSION.
ALL DRAWINGS ARE BASED UPON THE INFORMATION SUPPLIED SO THE CLIENT SHOULD SATISFY THEMSELVES THAT THE DESIGN MEETS ALL THE REQUIREMENTS.

UNDERFLOOR HEATING CONTROLS
WE RECOMMEND THE MOUNTING OF THE WIRING CENTRE WHERE IT CAN BE EASILY ACCESSED FOR MAINTENANCE AND NEAR THE MANIFOLD, BUT NOT IMPEDING ACCESS TO THE MANIFOLD AND COMPONENTS. WE RECOMMEND THERMOSTATS ARE MOUNTED ON INTERNAL WALLS AT A HEIGHT OF 1.5 METERS. THEY SHOULD BE MOUNTED OUT OF AREAS OF STRONG SUNLIGHT AND AWAY FROM SOURCES OF HEAT OR DRAUGHT.

WIRING REQUIREMENTS

- From Fused Spur to UH3 Wiring Centre:
2 cores +E - 2.5mm cable
- From UH3 Wiring Centre to Neo Thermostats:
3 cores +E - 1.0mm cable
- From UH3 Wiring Centre to Thermo-electric Actuators:
2 cores - 1.0mm flex (Actuators come with 1m flying lead)
- From UH3 Wiring Centre to Manifold Pump:
3 core - 1.5mm flex
- From Neo Thermostats to remote sensors:
2 core - 0.75mm cable/flex (Maximum of 50 meters)
- From UH3 Wiring Centre to Boiler
2 core - 1.5mm cable
- From UH3 Wiring Centre to Manifold Zone Valve:
5 core - 1.0mm flex



more than underfloor

AMBIENTE SYSTEMS UK
HERITAGE HOUSE, 1 WOODSIDE LANE
BELL BAR, HERTS, AL9 6DE

TELEPHONE 08450 70 38 95 FAX 08450 70 38 96
EMAIL Info@ambienteufh.co.uk WEBSITE www.ambienteufh.co.uk

Project
Standard Ambiente Wiring Diagram

TITLE
UH3 Wiring Diagram with Neo thermostats showing optional remote sensors

SCALE	DATE	DRAWN	CHECKED
N/A	May 2016	RH	RT